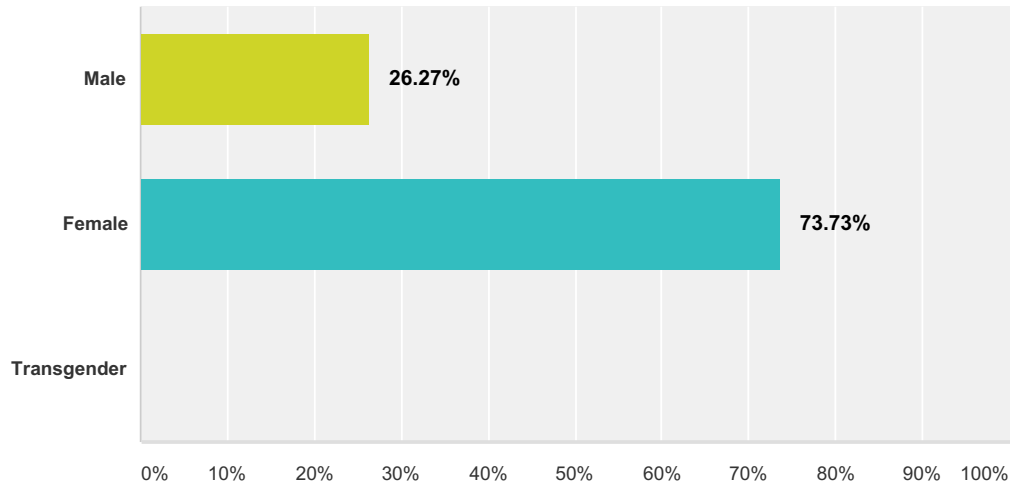


Q1 What is your gender?

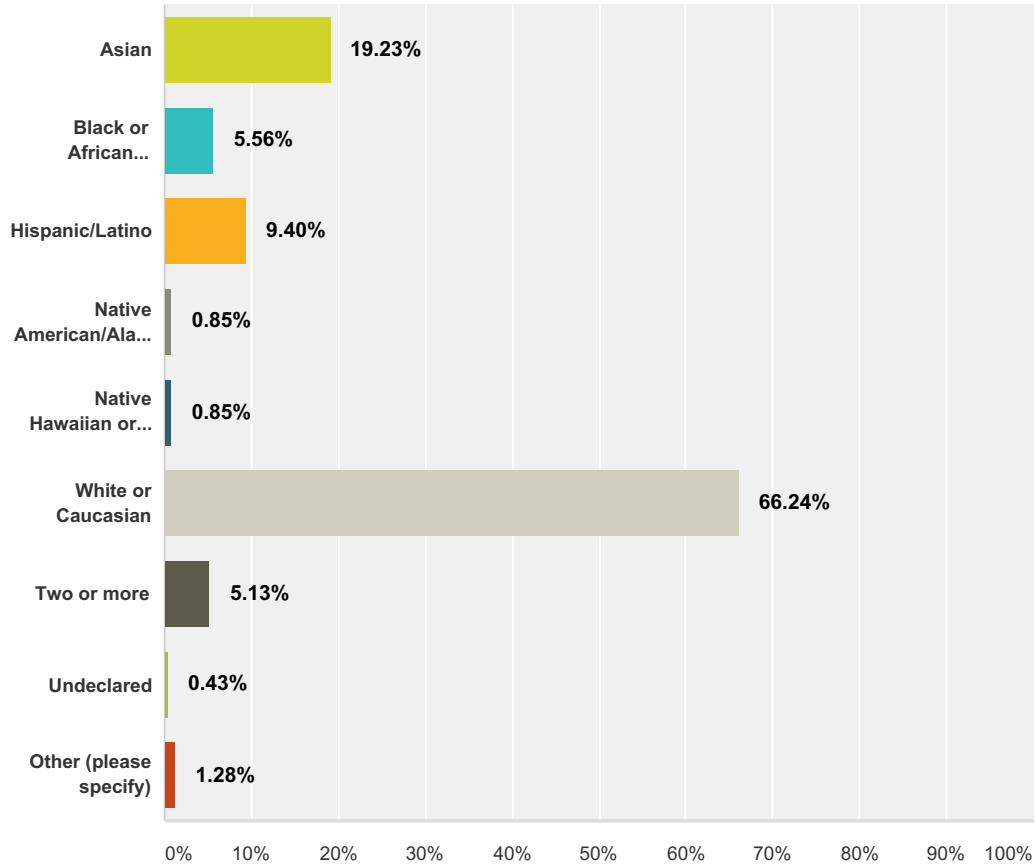
Answered: 236 Skipped: 0



Answer Choices	Responses	Count
Male	26.27%	62
Female	73.73%	174
Transgender	0.00%	0
Total Respondents: 236		

Q2 Please choose from the options below that most adequately describe your ethnicity:

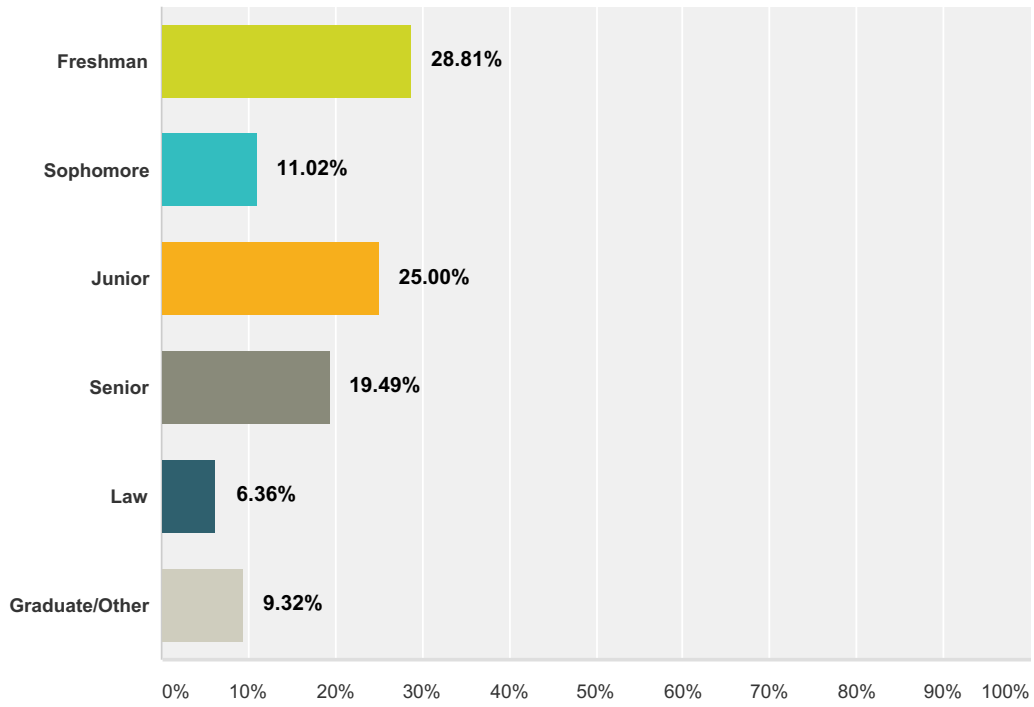
Answered: 234 Skipped: 2



Answer Choices	Responses	
Asian	19.23%	45
Black or African American	5.56%	13
Hispanic/Latino	9.40%	22
Native American/Alaskan Native	0.85%	2
Native Hawaiian or Other Pacific Islander	0.85%	2
White or Caucasian	66.24%	155
Two or more	5.13%	12
Undeclared	0.43%	1
Other (please specify)	1.28%	3
Total Respondents: 234		

Q3 What is your academic status?

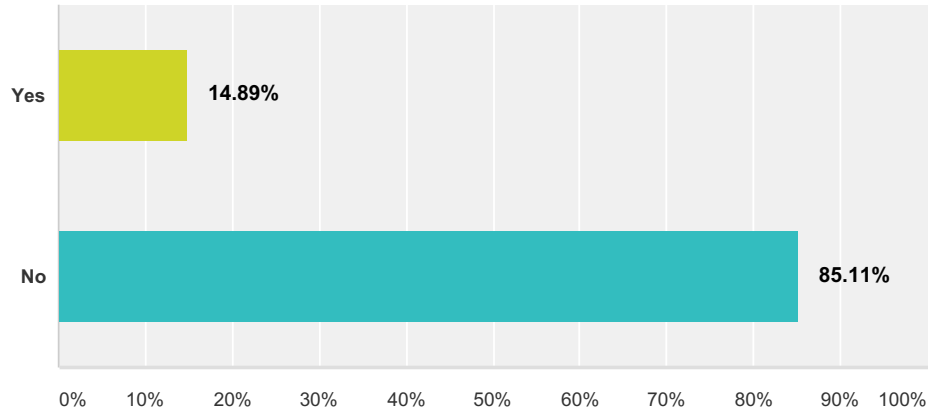
Answered: 236 Skipped: 0



Answer Choices	Responses	Count
Freshman	28.81%	68
Sophomore	11.02%	26
Junior	25.00%	59
Senior	19.49%	46
Law	6.36%	15
Graduate/Other	9.32%	22
Total		236

Q4 Are you an international student?

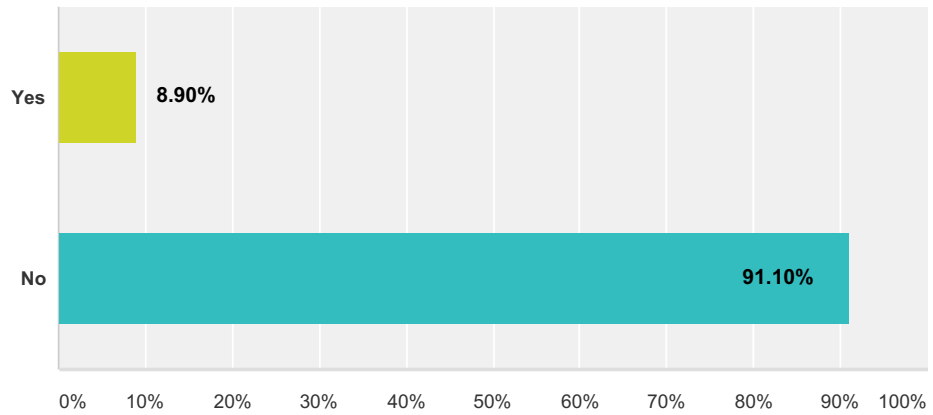
Answered: 235 Skipped: 1



Answer Choices	Responses
Yes	14.89% 35
No	85.11% 200
Total	235

Q5 Are you a student athlete?

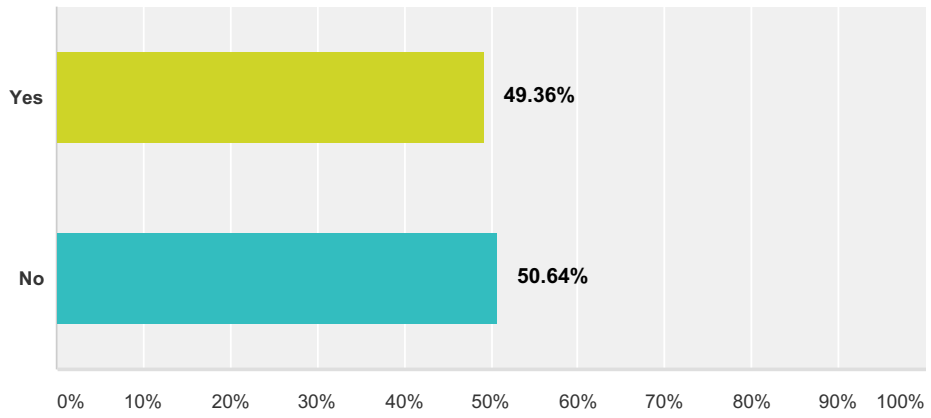
Answered: 236 Skipped: 0



Answer Choices	Responses
Yes	8.90% 21
No	91.10% 215
Total	236

Q6 Is this your first visit to the Student Health Center?

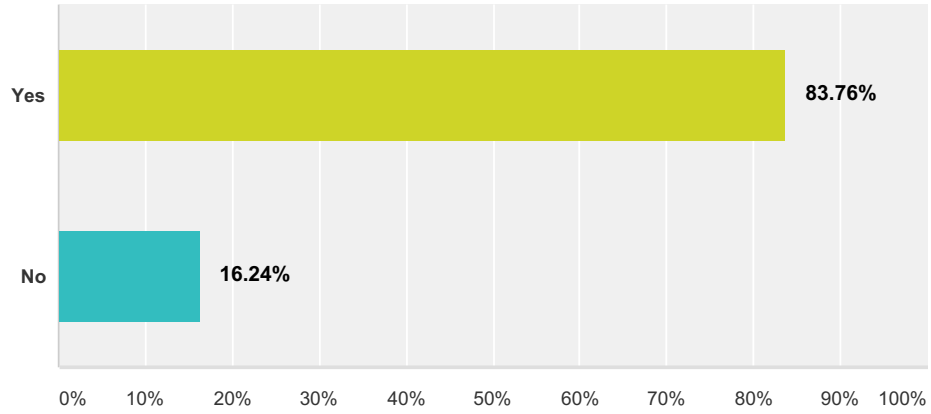
Answered: 235 Skipped: 1



Answer Choices	Responses	
Yes	49.36%	116
No	50.64%	119
Total		235

Q7 Were you seen promptly (within 15 minutes of your scheduled time) by our Physician/Physician Assistant?

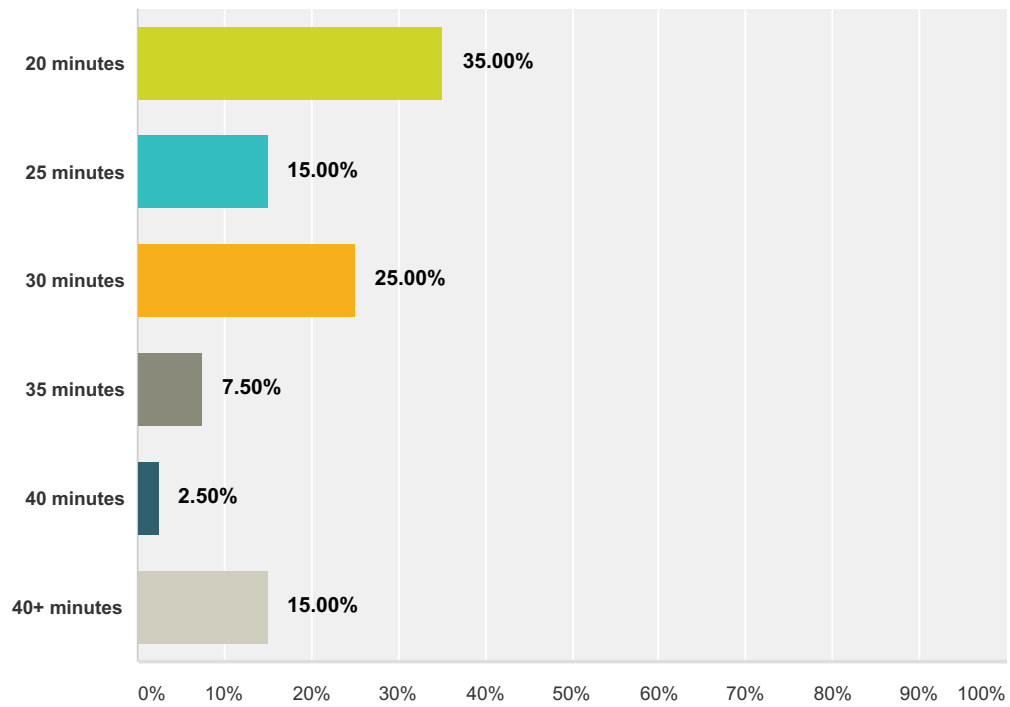
Answered: 234 Skipped: 2



Answer Choices	Responses	
Yes	83.76%	196
No	16.24%	38
Total		234

Q8 If you answered "no" to the above question, how long did you wait?

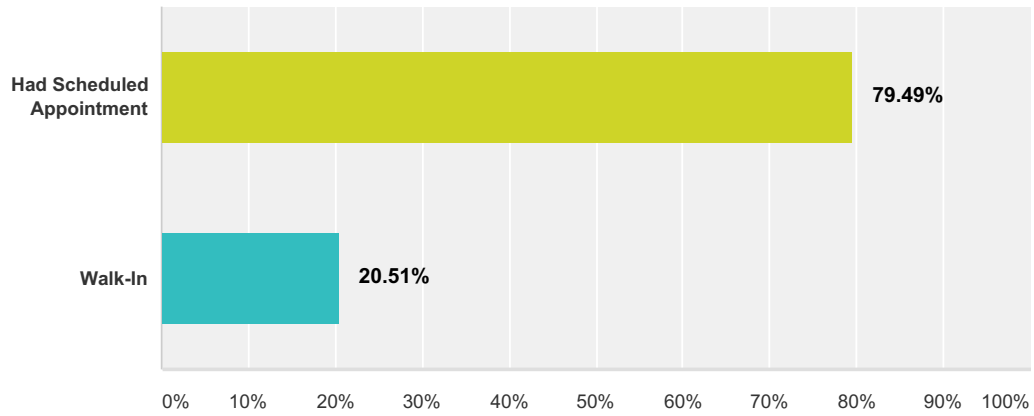
Answered: 40 Skipped: 196



Answer Choices	Responses
20 minutes	35.00% 14
25 minutes	15.00% 6
30 minutes	25.00% 10
35 minutes	7.50% 3
40 minutes	2.50% 1
40+ minutes	15.00% 6
Total	40

Q9 Did you have a scheduled appointment or were you a walk-in?

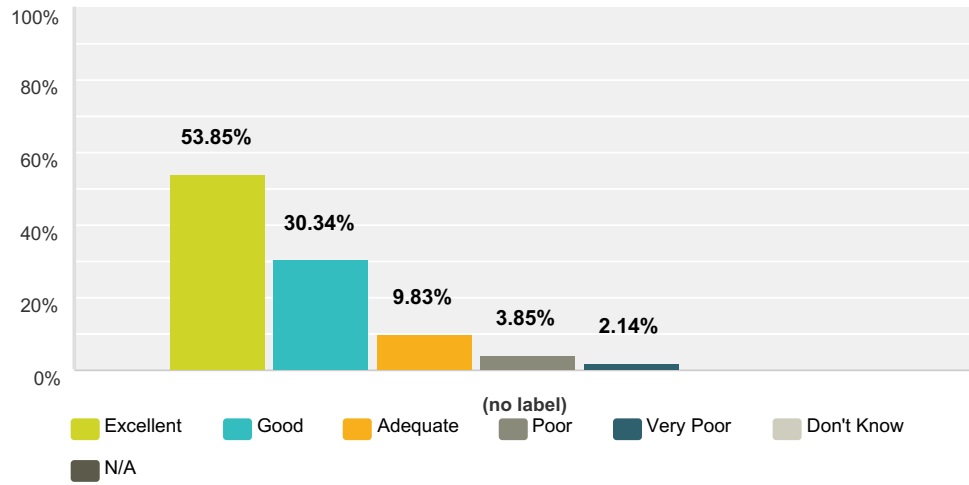
Answered: 234 Skipped: 2



Answer Choices	Responses	
Had Scheduled Appointment	79.49%	186
Walk-In	20.51%	48
Total		234

Q10 Front officestaff - courteous and friendliness

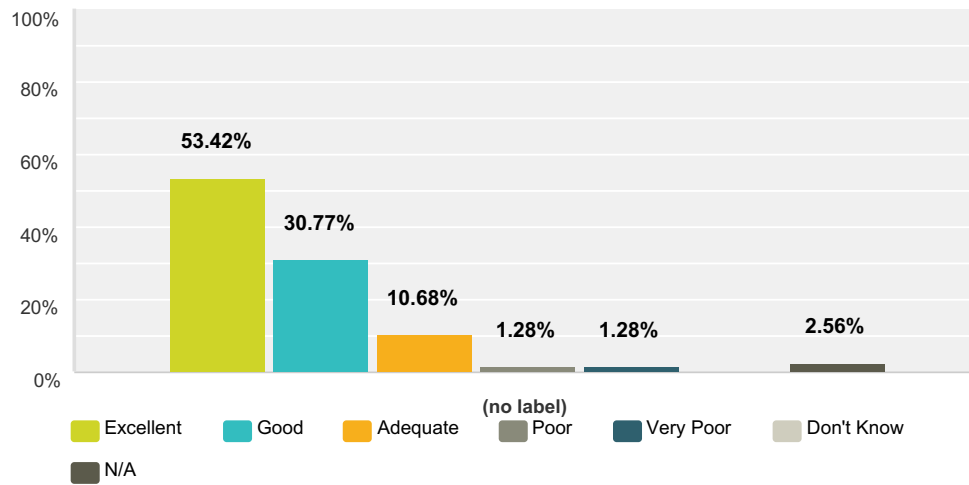
Answered: 234 Skipped: 2



	Excellent	Good	Adequate	Poor	Very Poor	Don't Know	N/A	Total	Weighted Average
(no label)	53.85% 126	30.34% 71	9.83% 23	3.85% 9	2.14% 5	0.00% 0	0.00% 0	234	5.30

Q11 Front office staff - handled messages and appointments in timely fashion

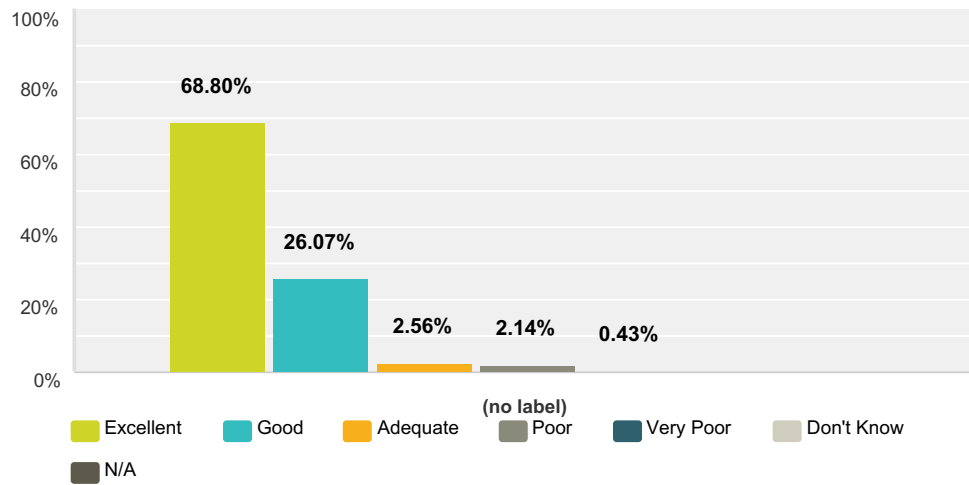
Answered: 234 Skipped: 2



	Excellent	Good	Adequate	Poor	Very Poor	Don't Know	N/A	Total	Weighted Average
(no label)	53.42%	30.77%	10.68%	1.28%	1.28%	0.00%	2.56%	234	5.37
	125	72	25	3	3	0	6		

Q12 Nursing staff was professional and courteous

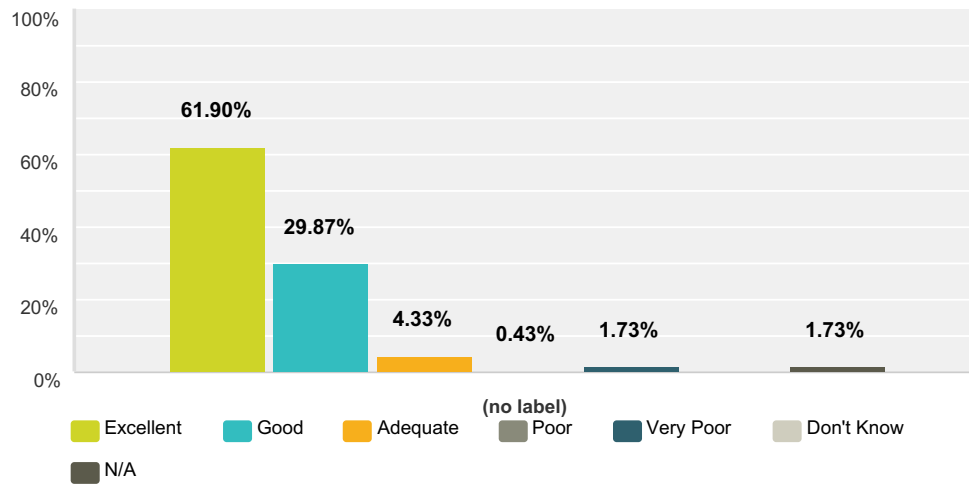
Answered: 234 Skipped: 2



	Excellent	Good	Adequate	Poor	Very Poor	Don't Know	N/A	Total	Weighted Average
(no label)	68.80% 161	26.07% 61	2.56% 6	2.14% 5	0.43% 1	0.00% 0	0.00% 0	234	5.61

Q13 Medical provider was understanding of your health concerns

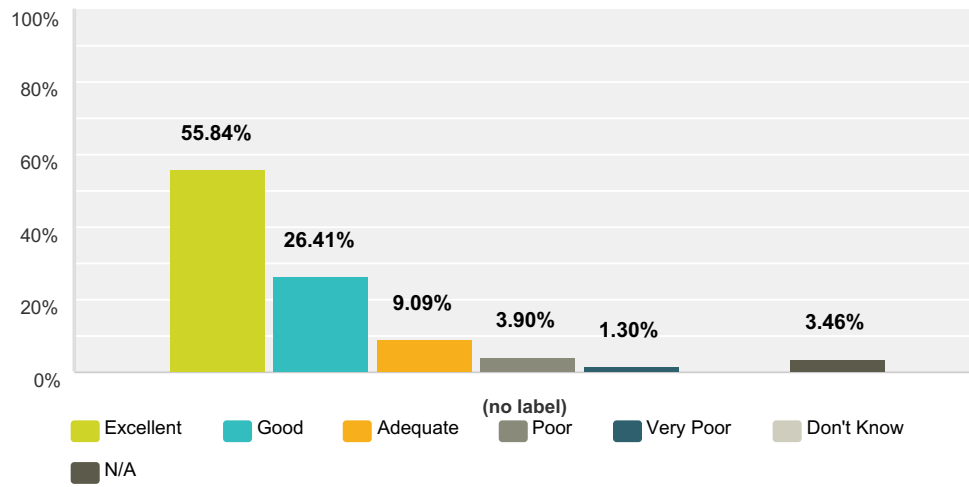
Answered: 231 Skipped: 5



	Excellent	Good	Adequate	Poor	Very Poor	Don't Know	N/A	Total	Weighted Average
(no label)	61.90%	29.87%	4.33%	0.43%	1.73%	0.00%	1.73%	231	5.52
	143	69	10	1	4	0	4		

Q14 Medical provider explained your condition and treatment clearly

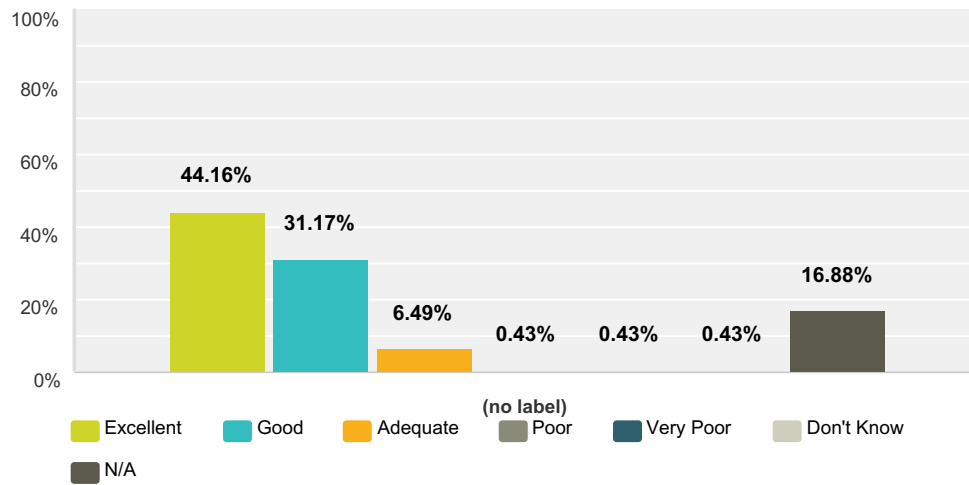
Answered: 231 Skipped: 5



	Excellent	Good	Adequate	Poor	Very Poor	Don't Know	N/A	Total	Weighted Average
(no label)	55.84% 129	26.41% 61	9.09% 21	3.90% 9	1.30% 3	0.00% 0	3.46% 8	231	5.36

Q15 Rating of medical procedures given (injections, blood draw, etc.)

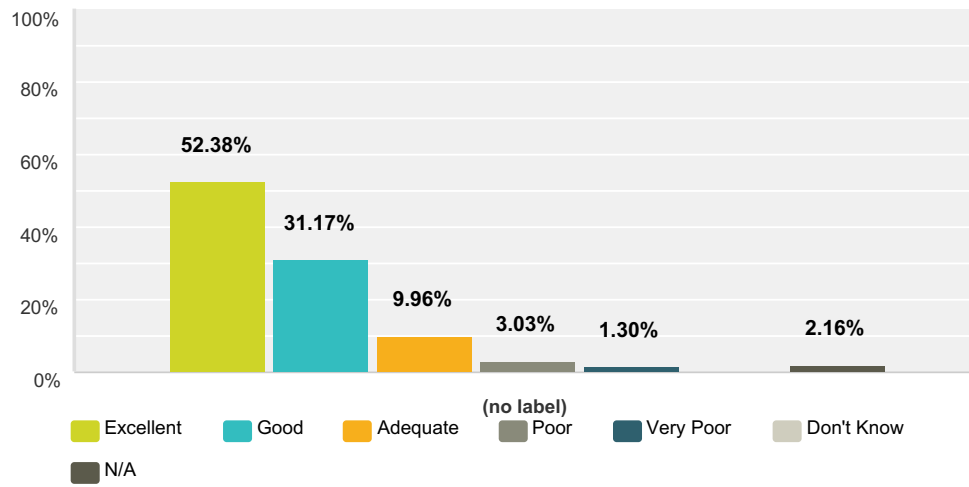
Answered: 231 Skipped: 5



	Excellent	Good	Adequate	Poor	Very Poor	Don't Know	N/A	Total	Weighted Average
(no label)	44.16% 102	31.17% 72	6.49% 15	0.43% 1	0.43% 1	0.43% 1	16.88% 39	231	5.41

Q16 Felt your medical questions/concerns were answered?

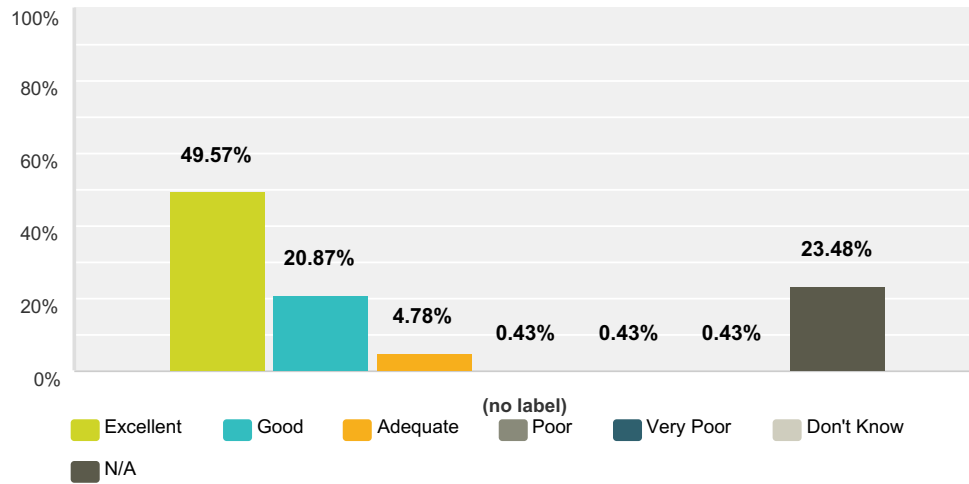
Answered: 231 Skipped: 5



	Excellent	Good	Adequate	Poor	Very Poor	Don't Know	N/A	Total	Weighted Average
(no label)	52.38% 121	31.17% 72	9.96% 23	3.03% 7	1.30% 3	0.00% 0	2.16% 5	231	5.33

Q17 Felt your cultural needs were addressed and respected by Health Center staff?

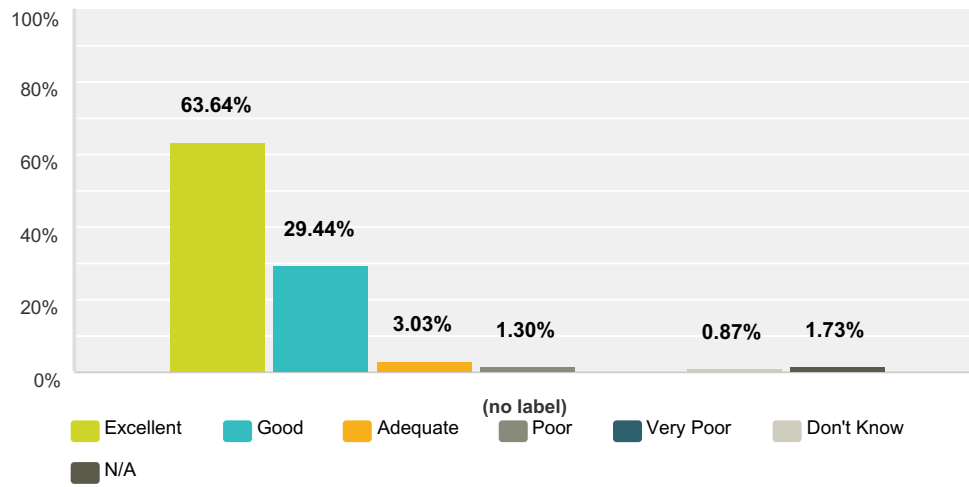
Answered: 230 Skipped: 6



	Excellent	Good	Adequate	Poor	Very Poor	Don't Know	N/A	Total	Weighted Average
(no label)	49.57% 114	20.87% 48	4.78% 11	0.43% 1	0.43% 1	0.43% 1	23.48% 54	230	5.53

Q18 Felt your right to privacy and confidentiality were respected?

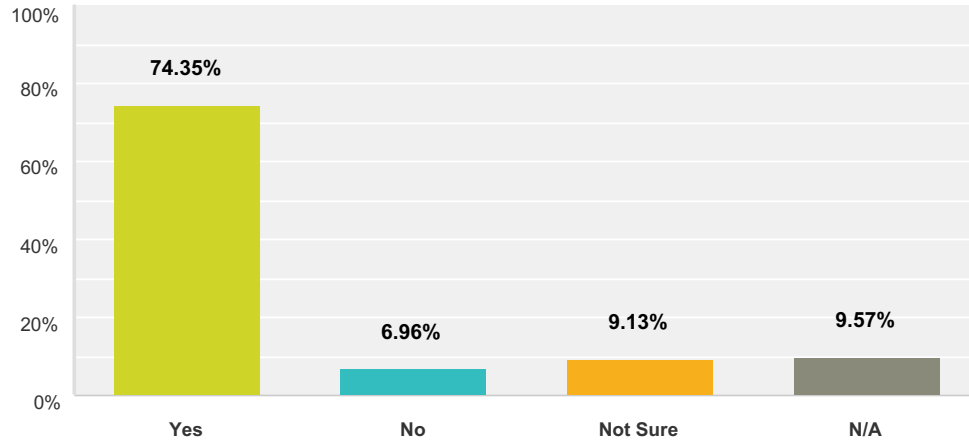
Answered: 231 Skipped: 5



	Excellent	Good	Adequate	Poor	Very Poor	Don't Know	N/A	Total	Weighted Average
(no label)	63.64% 147	29.44% 68	3.03% 7	1.30% 3	0.00% 0	0.87% 2	1.73% 4	231	5.56

Q19 Did Student Health Center staff help you better understand your health and how to assess your own health needs?

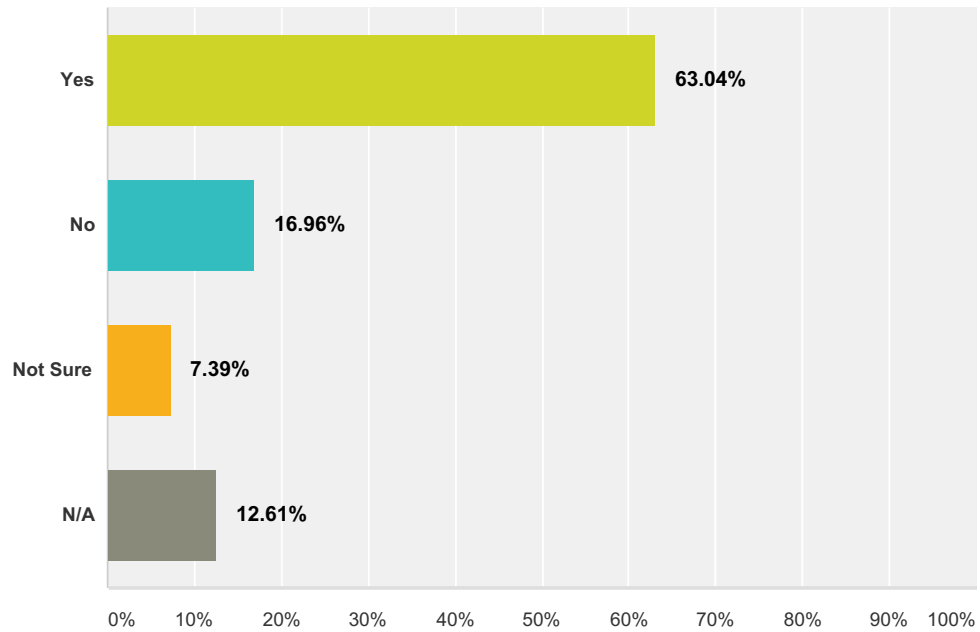
Answered: 230 Skipped: 6



Answer Choices	Responses	
Yes	74.35%	171
No	6.96%	16
Not Sure	9.13%	21
N/A	9.57%	22
Total		230

Q20 Did we give you any advice about how to stay healthy in the future to maintain health and wellness?

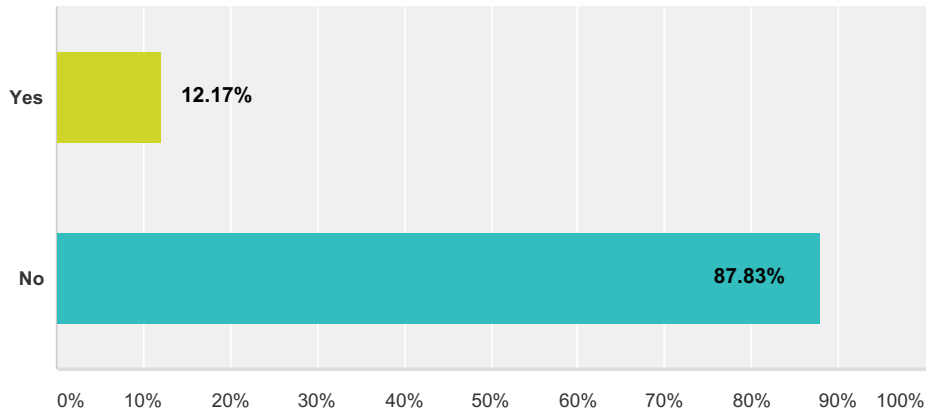
Answered: 230 Skipped: 6



Answer Choices	Responses
Yes	63.04% 145
No	16.96% 39
Not Sure	7.39% 17
N/A	12.61% 29
Total	230

Q21 Prior to taking this survey, were you aware that you could bring suggestions about the Student Health Center to the Student Health Advisory Board (SHAB)?

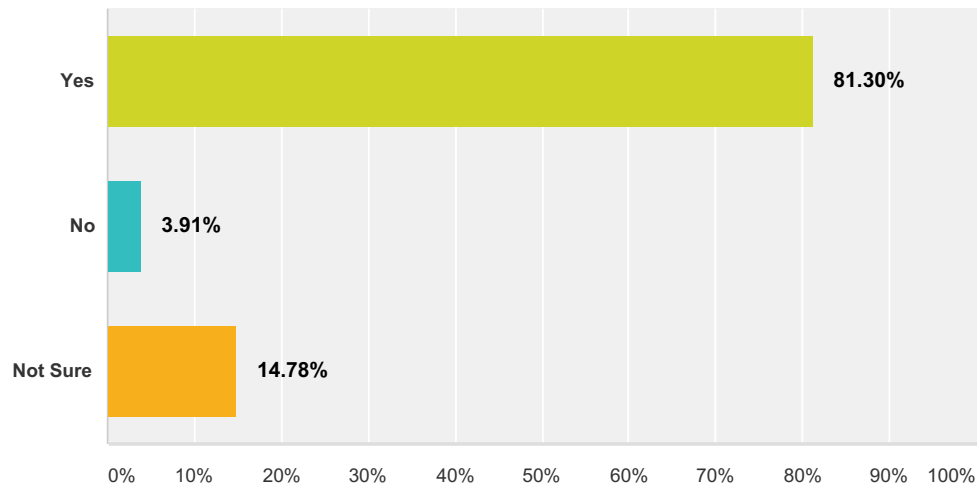
Answered: 230 Skipped: 6



Answer Choices	Responses	
Yes	12.17%	28
No	87.83%	202
Total		230

Q22 Would you use the Student Health Center in the future?

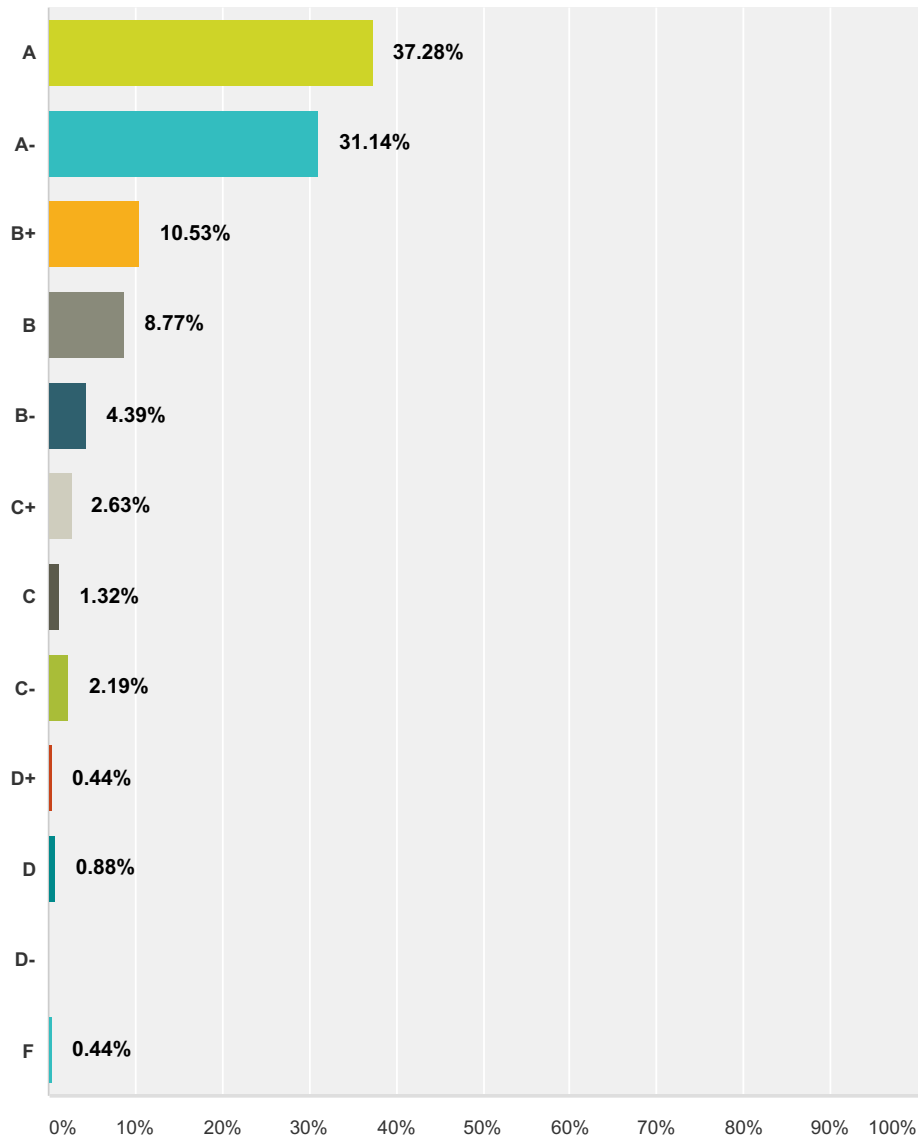
Answered: 230 Skipped: 6



Answer Choices	Responses
Yes	81.30% 187
No	3.91% 9
Not Sure	14.78% 34
Total	230

Q23 If A is the highest grade, C is average, and F is poor, what grade would you give the Student Health Center?

Answered: 228 Skipped: 8



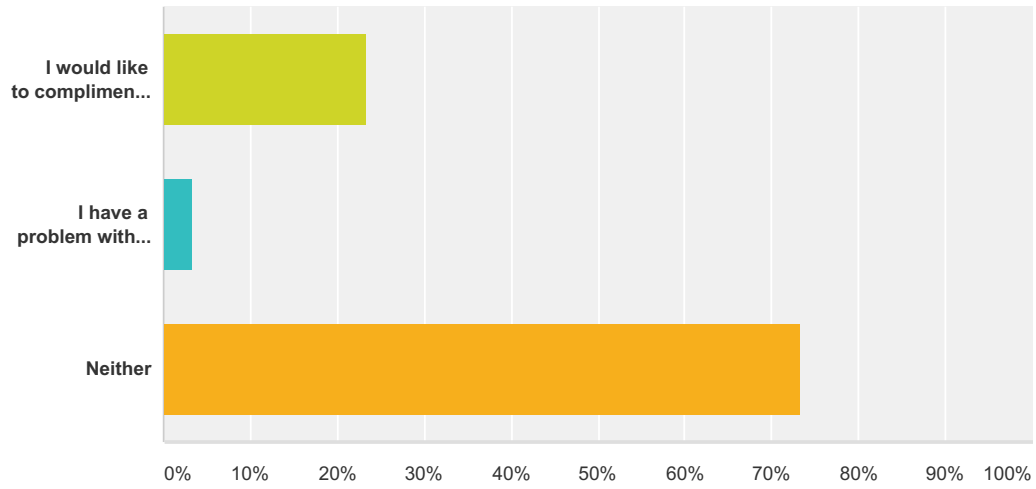
Answer Choices	Responses	Count
A	37.28%	85
A-	31.14%	71
B+	10.53%	24
B	8.77%	20
B-	4.39%	10
C+	2.63%	6

Student Health Center Survey 2015-2016

C	1.32%	3
C-	2.19%	5
D+	0.44%	1
D	0.88%	2
D-	0.00%	0
F	0.44%	1
Total		228

Q24 Additional Comments:

Answered: 209 Skipped: 27



Answer Choices	Responses
I would like to compliment one of the Health Center employees	23.44% 49
I have a problem with one of the employees	3.35% 7
Neither	73.21% 153
Total	209

**Q25 Please provide an email address
should you wish to be included in the cash
prize or free massage drawing:**

Answered: 207 Skipped: 29

Answer Choices	Responses
Email Address:	100.00% 207