



HOW TO WEAR A FACE MASK




Wash your hands
before wearing a
mask.



Ensure the proper
side of the mask
faces outwards.



Locate the metallic
strip, and place it on
the nose bridge.




Secure the strings
behind your head
or over your ears.




Cover mouth and nose
fully, making sure
there are no gaps.



Press the metallic
strip to fit the
shape of the nose.



Remove the mask from
behind by holding the
strings with clean hands.



Dispose the mask in a
closed bin without
touching the front.



Do not touch the mask
while using it. If you do,
wash your hands.



Replace the mask
if it gets damp, and
do not reuse it.



Mask placed correctly.