



GET READY FOR TAKEOFF!

Spring 2020 IP Orientation



DIGITAL DISBURSEMENTS


- Digital disbursements are used for certain meals outside the facility (except Florence)
- Directly deposits money into your **US-based personal bank account** via **Chase Quick-Pay** (You do not need to have a Chase account)
- **You must have:** A U.S. based Bank Account, a debit card attached to that account, and access to online banking.
- We will email instructions to you, as well as a test disbursement before your program start.
- **PLEASE DO NOT FORGET YOUR PASSWORD:** It is difficult to unlock your account abroad, so please make sure that when you sign-up, you make sure you remember your password.



TELECOMMUNICATIONS



Keep your phone on for emergency phone calls at all times. Don't use airplane mode. Turn data roaming off instead.



TELECOMMUNICATIONS

1. Ask your telecommunications carrier about using your current smartphone abroad.
2. [Ambassadors](#) can give advice
3. Visit our [website](#) for more information. Click on your program, then '[About](#)', then '*Telecommunications*'

▼ Telecommunications

What are your smartphone options?

- We require students to secure a smartphone with an international calling and data plan or an in-country call and data plan in order to take advantage of all International SOS applications (our travel assistance provider) and to be able to be reached in cases of emergency. Please consider one of the following options:


U.S. Options

- Use your existing smartphone. This may be possible depending on your carrier and smartphone. Contact your cellular provider to understand how your phone would work abroad and about any international calling and data plans available.
- Purchase a new U.S. smartphone with global service (e.g. google phone plan, select T-Mobile, and select Sprint offerings).
- Purchase an international sim card similar to one found at Cellular Abroad. Please visit this page to learn about unlocking your smartphone and contact your current provider to know if your phone can/should be unlocked and how to do so.

Buenos Aires Options

LOGGING TRAVEL WITH 'MY TRIPS'


1. Check for an email entitled '**Sign up for My Trips**'
2. Complete these two steps by today



RENTER'S INSURANCE

- Students responsible for lost, stolen, or damaged items while abroad including personal phones and computers. Consider purchasing renter's insurance which provides full replacement costs for lost or damaged items.
- Cost is dependent on coverage level

<https://www.collegestudentinsurance.com/>



HEALTH ADVICE


- Communicate health needs with provider
- Try to carry all prescriptions abroad
- Contact International SOS for health & vaccine information and about taking prescriptions abroad with you
- Bring your immunization record with you



HEALTH INSURANCE ABROAD

All students going abroad must have their own personal dental and health insurance (Lausanne exempt)

- Pepperdine SHIP provides full global coverage
- If you have other insurance, make sure you have adequate coverage for the countries you are traveling to
- You alone need to pay for health deductibles and copayments abroad
- Visit our [health and safety page](#) for a list of study abroad healthcare companies.




MENTAL HEALTH SERVICES ABROAD

When abroad, you have counseling support at no charge*

- Each campus has a part-time mental health professional that provides a limited amount of counseling sessions

*Students pay for psychiatry services in full at point of service




VITAL DOCUMENTS

You should have already submitted the following documents:

- Passport Copy, Homestay Form


If you have not yet submitted the following, do so ASAP:

- Health Clearance Form, Exempt Flight Itinerary
 - Submit using the [Vital Document Submission form](#)
- Visa Copy
 - Submit using the [Visa Submission form](#)



VISA INFO


- You are ultimately responsible for obtaining all required visas
- U.S. Passport Holders are required to obtain a visa for Buenos Aires, Florence, Shanghai, and Lausanne
- Non-U.S. Passport Holders: you MUST check if there are visa requirements for your country and EFT locations



EMERGENCY ENVELOPE

In case of an emergency, your envelope will have all of the critical information necessary all readily available in one place.


YOU MUST CREATE YOUR OWN EMERGENCY ENVELOPE.



EMERGENCY ENVELOPE


- photocopy of passport
- 4 extra passport photos
- list of all medical prescriptions from doctor
- names, phone #s, and addresses of 2 emergency contacts
- list of all credit card international phone #s
- health history form
- certified copy of birth certificate if possible
- Immunization card

Remember to bring visa documents if applicable



GROUP FLIGHT INFO

- Your itinerary has been sent to you
- Group flights leave from and return to LAX
- Students must arrive 4 hours prior to departure
- If you do not arrive on time, the rest of the group will have to wait for you



ACADEMICS

Register by the registration deadline for your location

- Buenos Aires: November 25th
- Lausanne: December 13th
- London: November 25th
- Florence: November 28th
- Heidelberg: November 29th
- Shanghai: December 12th
- Washington, DC: December 2nd

GPA Requirement: maintain a cumulative and term GPA of at least a 2.0

Textbooks (coming via email soon)

