

TIME FOR TAKEOFF!

London

Summer Orientation 2020



AMBASSADOR



Melissa Locke

(melissa.locke@pepperdine.edu)



FACULTY IN RESIDENCE

Summer GE



Frank Novak



FACULTY IN RESIDENCE

Harry Potter


Hamilton



James Thomas



James Hicks



PROGRAM STAFF



your director
Heather Pardee



PROGRAM STAFF



your assistant director
Jennifer Ryan



MEET YOUR RA'S



PROGRAM VIDEO



<https://vimeo.com/155177878>



LONDON FACILITY



<https://vimeo.com/122675879>



ROOMS AND ROOMMATES



STUDENT EMPLOYMENT

- Most Student workers are hired once they arrive
- Student workers **MUST** obtain I-9s after they are at the location and secure a position
- Students may not work outside of the Pepperdine facility
- Work study may apply! Contact financial assistance for info!
- Some positions include:
 - library worker- apply this semester with the library
 - kitchen workers- Jenny will explain that process upon arrival



FACULTY CONVERSATION ON COMMUNITY



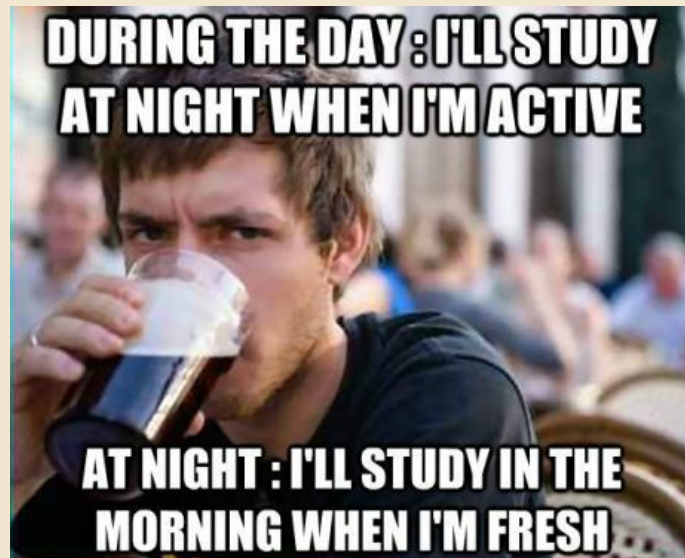
ACADEMICS

DO NOT expect overseas classes to be **EASY!**

It's the same amount of class hours as Malibu, but finished in less time.

Classes are held **Monday - Thursday**

2.0 GPA requirement (cumulative and semester) before and during program.



DAY TRIPS

- Get in groups of 3-4
- Research a cool place to visit that is within 2hrs of your home base
- Be ready to share the following with large group:
 - location
 - travel costs
 - 3 interesting facts about location



MUST-DOS

Buckingham Palace

- tours starting July 22nd



PEPPERDINE
INTERNATIONAL
PROGRAMS

MUST-DOS Borough Market



PEPPERDINE
INTERNATIONAL
PROGRAMS

MUST-DOS The Churchill Arms



MUST-DOS Portobello Market



MUST-DOS Afternoon Tea



MUST-DOS Carnaby Street

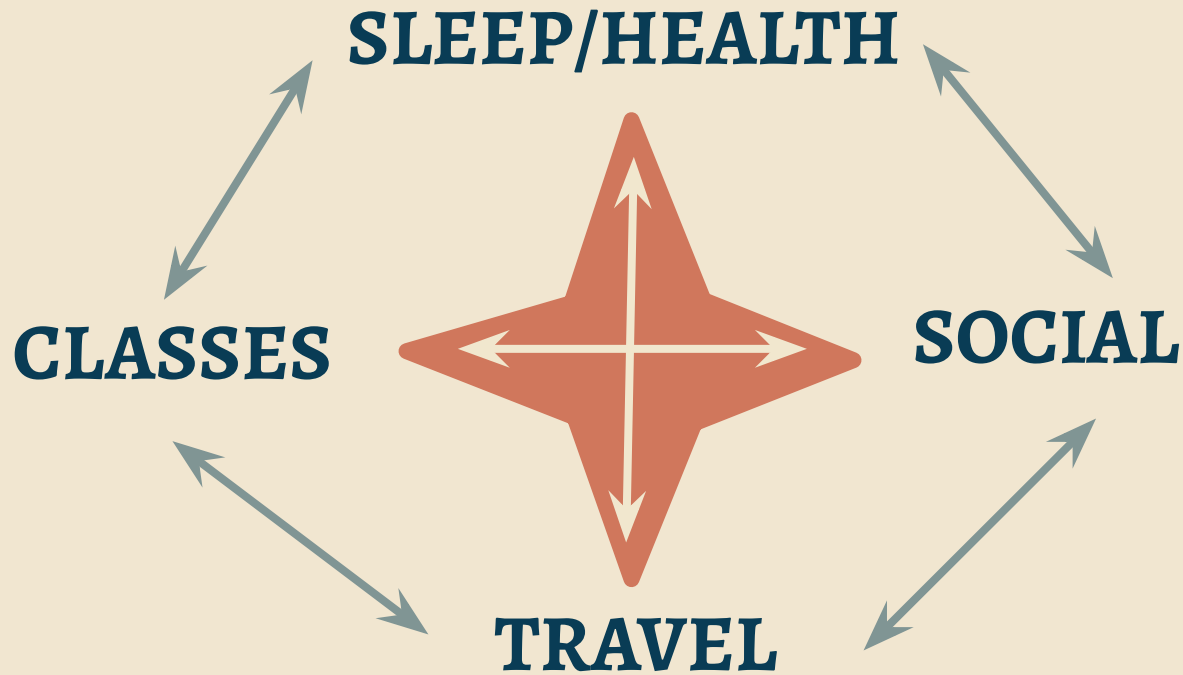


TRAVEL

- Plan in advance
- Travel in groups: 4-6 has been ideal
- Cheap airlines:
 - Easy Jet
 - RyanAir
- Airbnb's
 - Consider location within the cities you visit
- The internet is your friend- research!



BALANCE ACTIVITY



MAILING TO London

56 Princes Gate

London, England

SW7 2PG



We encourage students to not have mail sent to them for short programs.



MAIL FORWARDING

Mail from Malibu will NOT be forwarded to your program.

Students **MUST** fill out the mail-forwarding form. Make sure you put the correct dates in the form!



INFO HUNTING

In groups of 3-5, find information from IP's website and other sources on these topics. Present findings to the group!

- Study locations near house
- Local lunch options
- Where and how to get cash
- Phone plan options
- 3-5 cultural facts
- Airport to facility directions
- Popular in-country travel destinations
- Where and how to get cash
- How to get around the city



WHAT TO BRING

- Bring converter/adaptor for anything electrical
- Special hygiene products
- Warm and cold-weather clothes & nice outfit
- Medications
- Good walking/hiking shoes
- Credit/Debit Card with International chip



WHAT TO BRING

tips for packing:

- You won't need as much as you think you need
- It gets cooler at night - don't forget a few sweaters and a nice jacket!
- Remember you will walk a lot so be sure your outfit is good for walking
- Check out the IP London blog for things to consider for cold-weather shopping!



WHAT NOT TO BRING

- Linens or towels
- Pillows or blankets
- Expensive jewelry or valuables
- Too many shoes
- Anything you don't absolutely need
- Hair curlers, straightener, blow-dryers



WHERE DO YOU STAND?

- Every culture has norms and values.
 - What are your norms and values?
 - How do your norms/values compare to host culture? To your group?



STAY CONNECTED

share your adventures.



@pepperdineip

@pepperdinelondon

pepperdinelondon.wordpress.com




ALUMNI CONVERSATIONS

*Use your
Orientation
Worksheet for
specific questions*




Phone Plans

- **T-Mobile** has coverage internationally for FREE
- **EE** is a carrier available in London that is relatively cheap and you can just switch out your SIM card
- Many places also have **wifi** if you don't want to purchase a phone plan



COMMUNICATION

- How often do you call parents?
- Balancing relationships home and abroad?
- How are you keeping in contact? How much?
- What are you doing about a phone?



COMMUNITY DYNAMICS


- How do you recharge?
- What is it like being an introvert or extrovert in the house?



HEALTH AND FITNESS

How did you stay healthy?

- Hyde Park and Princess Gardens
- Join the Imperial college gym
 - Gym
 - Spin classes
 - Swimming pool
 - Rock wall
 - And more!
- MANY OTHER LOCAL GYMS
- Walk when you can!



SERVICE OPPORTUNITIES

Below are example of service opportunities from the past

- Volunteering at Holy Trinity Brompton
- Working at one of the many charity shops
- Speak with Jenny and she can guide you!



SPIRITUAL LIFE

- Local & House Church
- How will you make your spiritual life a priority while abroad?



MEALS

- Group dinners Mon-Wed
- Breakfast foods provided in the house every day!
- Digital disbursement covers weekday lunches & some dinners
- Pro-tip: Cook at home & save this money to travel & for other fun things



FINANCE

Access to money:

- -Digital disbursements
- **Card with chip**
- Pull money from the ATM in larger amounts to reduce charges
 - don't carry it all around



Academics and Study Habits

- **Places to study:**
 - Cafes
 - Study rooms
 - Our library
- **Classes abroad compared to classes in Malibu**
 - More lecture-based
 - Meetings off-campus
 - Essay-based tests



FINANCE

Tips for living frugally:

- Cook at home
- Avoid shopping sprees at Primark- it's tempting
- Plan travel ahead so you can explore all your options
- Keep track of spending- awareness is half the issue
- Set and stick to a budget



EXPLORE WITH A PURPOSE!

Develop goals for yourself:

- Get in groups of 3-4 people and share your initial ideas about goals for 1-2 developmental areas and what potential mechanisms are there to help you achieve your goals. (5 minutes total for activity)
- Take 5 minutes to draft at least 3 goals for yourself
(5 minutes)



HOW DID WE DO?

- Check your e-mail now and take the IP Orientation Survey and Orientation Quiz
- You can leave orientation once you show the orientation student leader your 100% score and the submission page at end of survey on your smartphone or computer



BON VOYAGE!

